

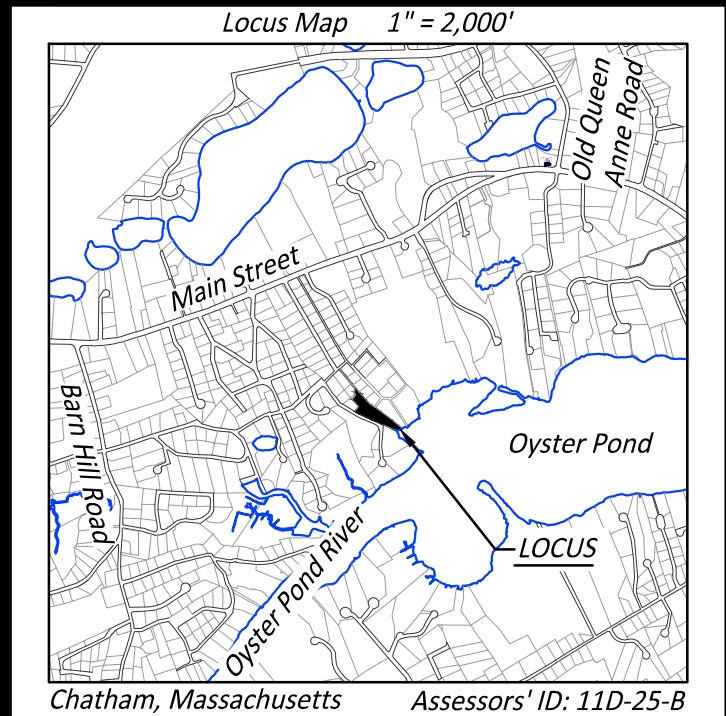


- ELEVATIONS REFER TO NAVD88. CONTACT EAST-SOUTHEAST, LLC FOR ADDITIONAL ELEVATION INFORMATION AS NEEDED.
- CONSTRUCTION ACCESS SHALL BE VIA THE ACCESS ROUTE SHOWN ON THE PLAN AND DIRECTLY OVER THE APPLICANT'S PROPERTY.
- THE CONTRACTOR SHALL OBTAIN A COPY OF THE ORDER OF CONDITIONS ISSUED FOR THE PROJECT BY THE CHATHAM CONSERVATION COMMISSION PRIOR TO THE START OF ANY WORK.
- THE WORK ACTIVITY SHALL OCCUPY A MINIMUM AREA TO ACCOMPLISH THE INSTALLATION OF THE WALKWAY. EQUIPMENT AND MATERIALS HANDLING SHALL BE IN ACCORDANCE WITH THE WORK PROTOCOL SUBMITTED WITH THE NOTICE OF INTENT, THE RESULTING ORDER OF CONDITIONS AND AS DIRECTED BY THE CHATHAM CONSERVATION AUTHORITIES.
- ALL WORK SHALL BE ACCOMPLISHED FROM THE UPLAND, WITH THE EXCEPTION OF THE WALKWAY INSTALLATION, WHERE A SMALL WORKING BARGE MAY BE USED TO TRANSPORT MATERIALS IF NEEDED. THE REMAINDER OF WORK SHALL BE ACCOMPLISHED BY HAND. AT NO TIME SHALL THE WORKING BARGE COME IN CONTACT WITH THE MARSH. EQUIPMENT SHALL BE STORED ON THE APPLICANT'S UPLAND LAWN WHEN NOT IN USE. WORKING BARGE TO BE ANCHORED TO AVOID BOTTOMING OUT DURING PERIODS OF LOW TIDE.
- PILES SHALL BE DRIVEN TO THE DEPTHS SPECIFIED ON THE PLAN. INITIALLY, PILE HOLES CAN BE AUGERED, THEN THE PILES SHALL BE MECHANICALLY DRIVEN WITH A TRIPPOD SUPPORTED HAMMER WHERE POSSIBLE. IF DESIGN EMBEDMENT CAN NOT BE REACHED, SHOREFRONT CONSULTING SHALL BE CONTACTED BEFORE PROCEEDING.
- PLYWOOD, MARSH MATS, OR SIMILAR MAY BE USED TO PROTECT MARSH FROM FOOT TRAFFIC DURING CONSTRUCTION, BUT SHALL BE REMOVED AT THE END OF EACH WORK DAY.
- ALL AREAS DISTURBED DURING CONSTRUCTION SHALL BE RETURNED TO THEIR PRE-CONSTRUCTION CONDITION. ALL WORK SHALL BE INSPECTED BY SHOREFRONT CONSULTING AND RECEIVE APPROVAL BEFORE REMOVING EQUIPMENT FROM THE SITE.
- THE ACCESS ROUTE AND WORK SITE SHALL BE CLEANED AND RESTORED TO RESEMBLE THE PRE-CONSTRUCTION CONTOURS AND CONDITIONS.
- ALL HARDWARE SHALL BE GALVANIZED OR STAINLESS STEEL, UNLESS OTHERWISE APPROVED BY OWNER OR SHOREFRONT CONSULTING.
- PILE MATERIAL SHALL BE PRESSURE TREATED, OR EQUAL, 12' LONG.
- EMBED PILE APPROX. 9.5 FEET INTO FIRM SOIL UNDERNEATH MARSH; (ADDITIONAL LENGTH MAY BE REQUIRED).
- ALL MATERIALS ABOVE GRADE CAN BE FIBERGLASS, ALUMINUM, OR PRESSURE TREATED WOOD.
- PILE SPACING SHALL BE 10 FEET.
- ALL DECKING MATERIAL SHALL BE 2"x6" PLANKING WITH 3/4" SPACING.
- MAINTAIN 36 INCHES OF CLEARANCE TO THE UNDERLYING STRUCTURAL MEMBER FOR THE DECKING.
- THE PORTION OF THE WALKWAY THAT PASSES THROUGH BWV IS PERMANENT; THE WALKWAY OVER THE SALTMARSH IS SEASONAL.
- PILES ARE NOT NOTCHED FOR THE PERMANENT SECTIONS.



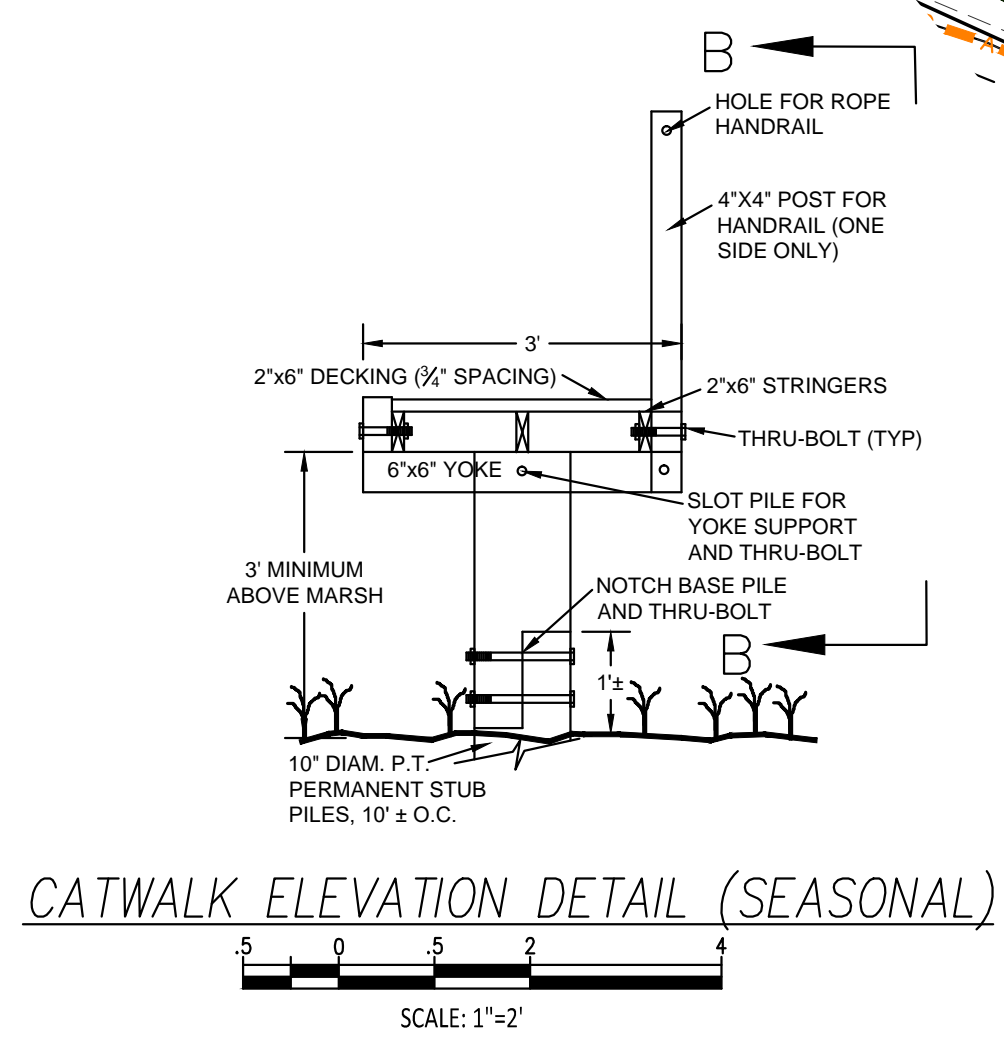
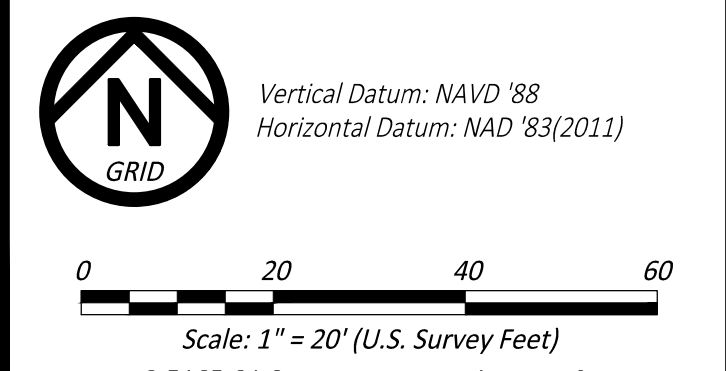
Design by:



PROPOSED CATWALK
 41 Woodcarver Knoll, Chatham, Massachusetts
 January 13, 2020
 OWNER OF RECORD:
 Stephen F. Keating and Mary B. Keating
 Deed Book 29133, Page 284
 Plan Book 88, Page 15

Description of Revision	Date
Adjusted locus map	01-27-2020
Added public access stairs at Mean High Water	02-15-2020
Added staging area and access	04-02-2020
Added Planting List	04-29-2020

STEPHEN F. KEATING
EAST-SOUTHEAST, LLC
 www.ese-llc.com * office@ese-llc.com
 1038 Main Street, Chatham, MA 02633
 (508) 945-3965 * Fax: (508) 945-5885



Recommended Planting for Areas Directly Around and Under Proposed Catwalk at 41 Woodcarver Knoll - Approximately 160 Square Feet

Herbaceous - Obligate:
Juncus Canadensis - Canada Rush - 5" Plug - 18" On Center - 50 (Sun)
Carex stricata - Tussock Sedge - 5" Plug - 18" On Center - 50 (Sun)
Hibiscus moscheutos - Swamp rose mallow - 5" Plug - 18" On Center - 50 (Sun)(Optional)
 Herbaceous - FACW:
Oncoclea sensibilis - Sensitive Fern - 5" Plug - 18" On Center - 50 (Shade)
Osmunda cinnamomea - Cinnamon Fern - 5" Plug - 18" On Center 50 (Sun, Part Shade, Shade)

List provided by BlueFlax Design.

